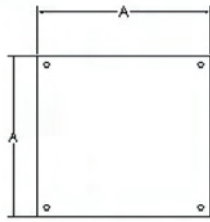
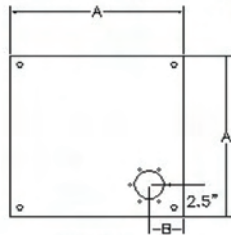


VERTICAL LIDS - "TVL-17" STYLE

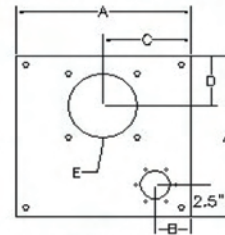
Cover Plates for TV-172 Reservoirs



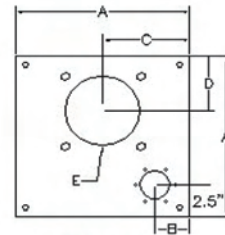
TVL-920A
Blank Cover



TVL-923A
c/w Filler Cutout

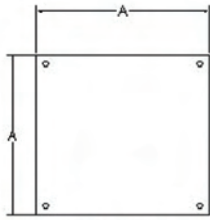


TVL-926A
c/w Filler Cutout
Motor Adaptor Cutout
adaptor Style 1,1A,1B

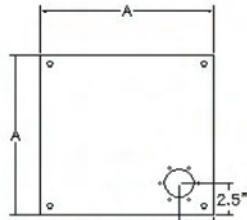


TVL-929A
c/w Filler Cutout
Motor Adaptor Cutout
Adaptor Style 7

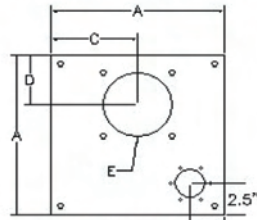
Cover Plates for TV-173 Reservoirs



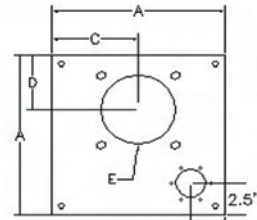
TVL-931A
Blank Cover



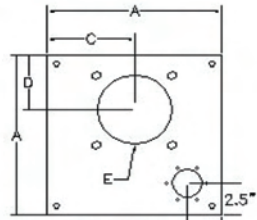
TVL-934A
c/w Filler Cutout



TVL-937A
c/w Filler Cutout
Motor Adaptor Cutout
Adaptor Style 1

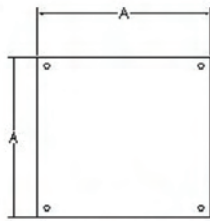


TVL-940A
c/w Filler Cutout
Motor Adaptor Cutout
Adaptor Style 7

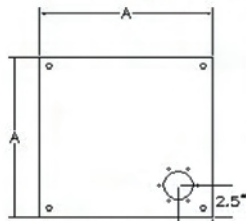


TVL-943A
c/w Filler Cutout
Motor Adaptor Cutout
Adaptor Style 6

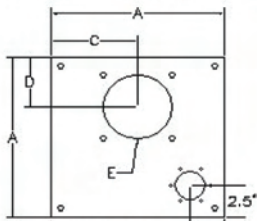
Cover Plates for TV-174,TV-175,TV-176 Reservoirs



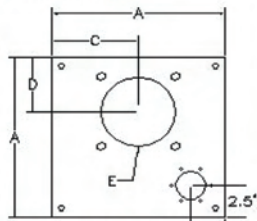
TVL-946
Blank Cover



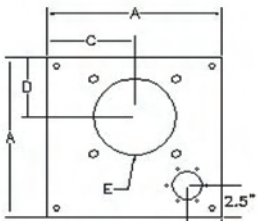
TVL-949
c/w Filler Cutout



TVL-952
c/w Filler Cutout
Motor Adaptor Cutout
Adaptor Style 1



TVL-955
c/w Filler Cutout
Motor Adaptor Cutout
Adaptor Style 7



TVL-959
c/w Filler Cutout
Motor Adaptor Cutout
Adaptor Style 6

VERTICAL LIDS - "TVL" STYLE							
PART #	A length/width	B center	C center	D center	E hole dia	MOTOR FRAME	WEIGHT (lbs)
						ADAPTOR STYLE	
TVL-920A	12-1/2"	2-3/4"	n/a	n/a	n/a	n/a	12
TVL-923A	12-1/2"	2-3/4"	n/a	n/a	n/a	n/a	12
TVL-926A	12-1/2"	2-3/4"	6-1/4"	5"	5-3/16	56C/145TC STYLE 1	12
TVL-929A	12-1/2"	2-3/4"	6-1/4"	5"	6-1/4	182C/256TC STYLE 7	12
TVL-931A	17-3/4"	2-3/4"	n/a	n/a	n/a	n/a	20
TVL-934A	17-3/4"	2-3/4"	n/a	n/a	n/a	n/a	20
TVL-937A	17-3/4"	2-3/4"	8-3/8"	5-1/2"	5-3/16	56C/145TC STYLE 1	20
TVL-940A	17-3/4"	2-3/4"	8-3/8"	5-1/2"	6-1/4	182C/256TC STYLE 7	20
TVL-943A	17-3/4"	2-3/4"	8-3/8"	6-1/4"	9-1/8"	182C/256TC STYLE 6	20
TVL-946	18-1/4"	2-3/4"	n/a	n/a	n/a	n/a	24
TVL-949	18-1/4"	2-3/4"	n/a	n/a	n/a	n/a	24
TVL-952	18-1/4"	2-3/4"	9-1/8"	5-1/2"	5-3/16	56C/145TC STYLE 1	24
TVL-955	18-1/4"	2-3/4"	9-1/8"	5-1/2"	6-1/4	182C/256TC STYLE 7	24
TVL-958	18-1/4"	2-3/4"	9-1/8"	6-1/4"	9-1/8"	182C/256TC STYLE 6	24